

Signify Classified - Internal
Cooper Lighting Solutions Photometric Lab
1121 Highway 74 South
Peachtree City, GA 30269



Scaled data based on original data using
LM-79-08 Approved Method: Electrical and Photometric Measurements of Solid-
State Lighting Products

Test Report Prepared for
Cooper Lighting Solutions
(formerly Eaton)

Brand: STREETWORKS

Report Number: P867894

Luminaire Tested: **MEM2-HSN-SA-120-727-U-T2R**

Issue Date: 08/21/2024



Test Information

Test Method: LM-79-08
Report Number: P867894
Test Lab: INNOVATION CENTER(G3)
Issue Date: 08/21/2024
Manufacturer: COOPER LIGHTING SOLUTIONS (FORMERLY EATON)
Product Line: STREETWORKS
Catalog Number: MEM2-HSN-SA-120-727-U-T2R
Description: EPIC MODERN SHORT HOUSING DISCRETE LED ARRAYS 120W 70CRI 2700K
FITURE w/ TYPE II ROADWAY DISTRIBUTION OPTIC
Light Source: (20) 2700K CCT, 70 CRI LEDS
Ballast/Driver: ELECTRONIC DRIVER

Summary

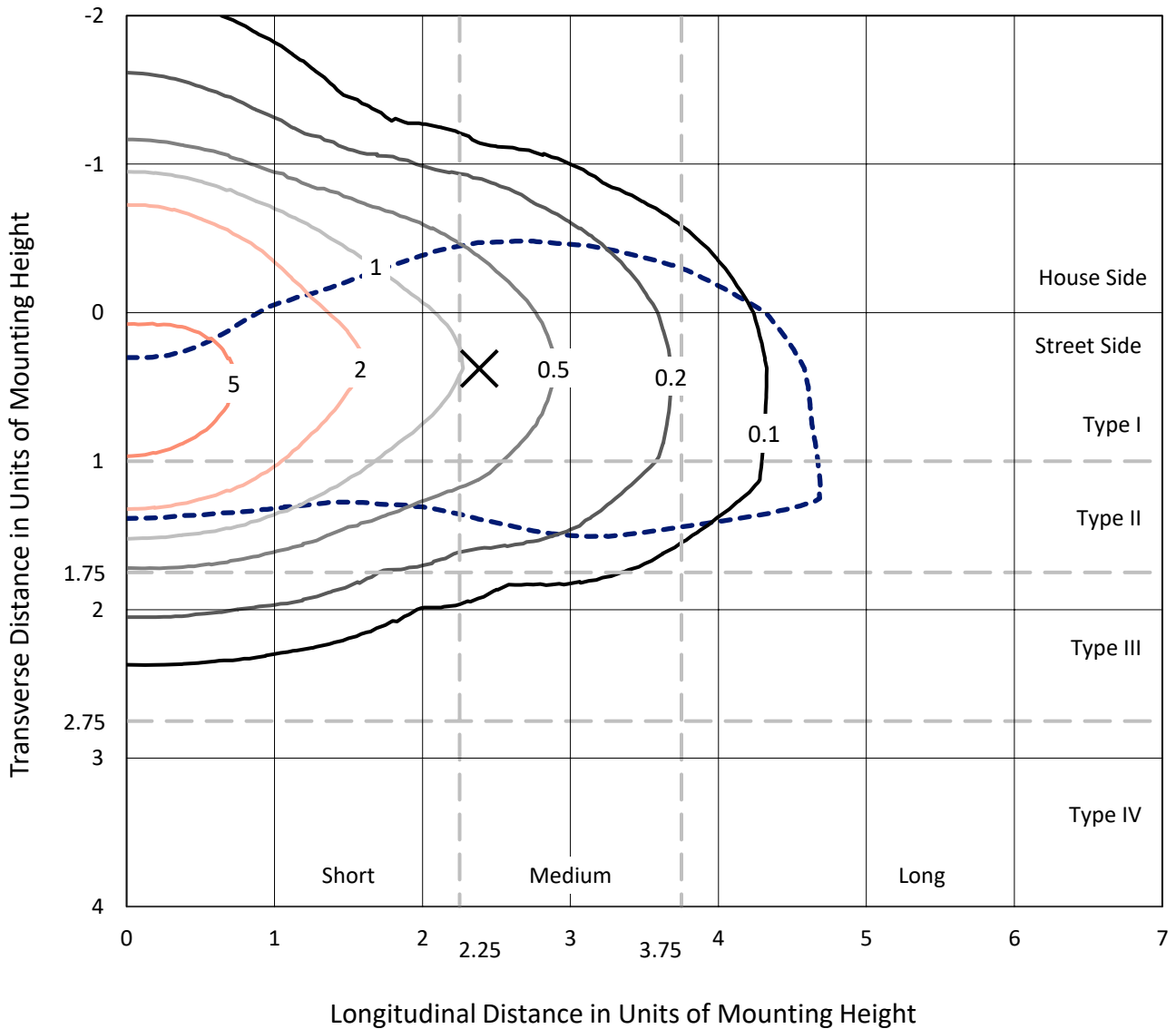
Lumens per Lamp: N/A
Luminaire Lumens: 12766.9 lumens
Efficiency: N/A
Efficacy: 126.4 lumens/watt
Luminous Opening: Rectangular (W 0.67' x L: 0.33' x H: 0')
IES Classification: Type II - Medium
BUG Rating: B3 - U0 - G3

Input Watts (W): 101
Input Voltage (V): 120
Input Current (Ain): NR
Voltage Rise (V): NR
Power Factor: 0.99
Total Harmonic Distortion (THDi): 9.45%
Frequency (hertz): 60
Stabilization Time: NR
Operation Time: NR
Ambient Temperature (°C): NR
Test Distance: 24 FT

REPORT NUMBER: P867894
 CATALOG NUMBER: MEM2-HSN-SA-120-727-U-T2R

Iso-Footcandle Lines of Horizontal Illumination

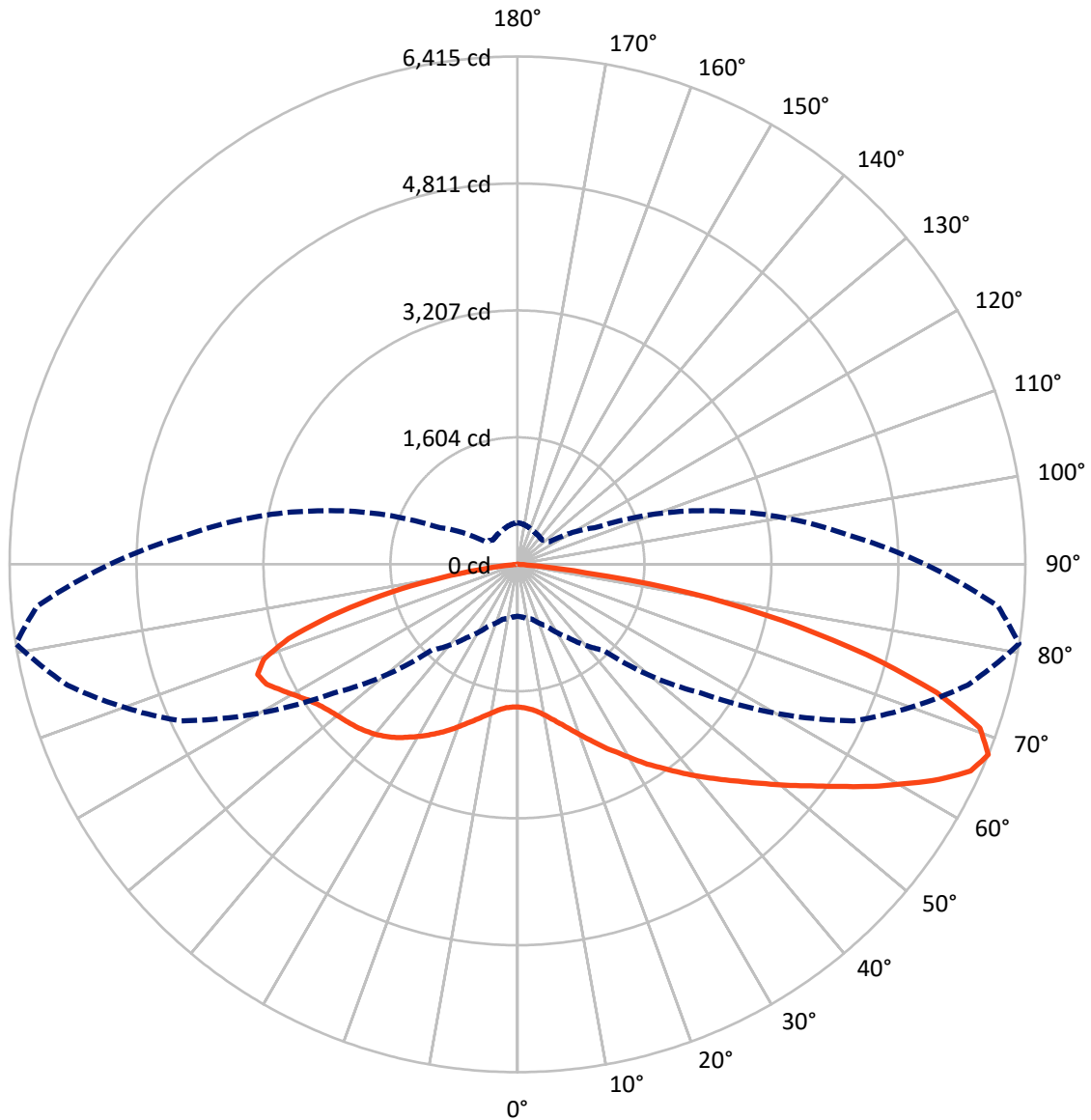
✕ Max cd
 - - - 1/2 Max cd



Based on 20 foot mounting height. Maximum calculated value = 8.1 fc
 Type II - Medium - N/A

REPORT NUMBER: P867894
CATALOG NUMBER: MEM2-HSN-SA-120-727-U-T2R

Luminous Intensity Polar Plot



— Vertical Plane Through 81-Deg Lateral - - - Horizontal Cone Through 67.5-Deg Vertical

REPORT NUMBER: P867894
 CATALOG NUMBER: MEM2-HSN-SA-120-727-U-T2R

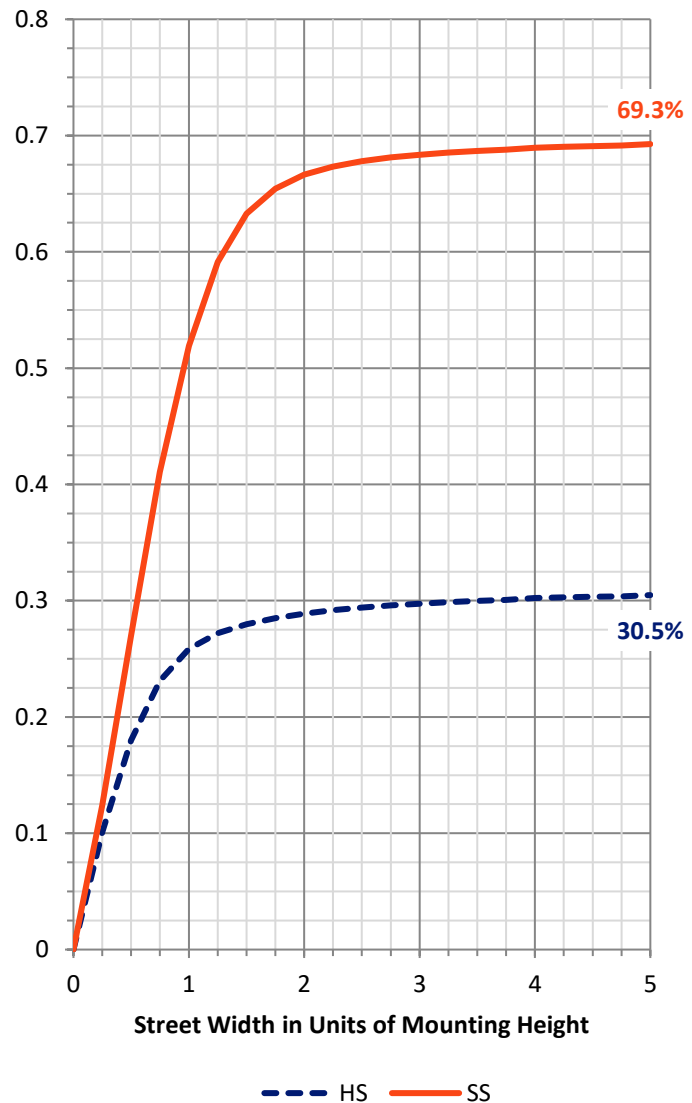
FLUX DISTRIBUTION:

		Downward	Upward	Total
House Side	Lumens	3912.1	0.0	3912.1
	% Fixture	30.6	0.0	30.6
Street Side	Lumens	8854.8	0.0	8854.8
	% Fixture	69.4	0.0	69.4
Total	Lumens	12766.9	0.0	12766.9
	% Fixture	100.0	0.0	100.0

Coefficient of Utilization

ZONAL LUMENS:

Zone	Lumens	% Fixture
0°-10°	183.8	1.4
10°-20°	652.5	5.1
20°-30°	1299.5	10.2
30°-40°	2041.6	16.0
40°-50°	2531.9	19.8
50°-60°	2475.1	19.4
60°-70°	2081.4	16.3
70°-80°	1322.5	10.4
80°-90°	178.5	1.4
90°-100°	0.0	0.0
100°-110°	0.0	0.0
110°-120°	0.0	0.0
120°-130°	0.0	0.0
130°-140°	0.0	0.0
140°-150°	0.0	0.0
150°-160°	0.0	0.0
160°-170°	0.0	0.0
170°-180°	0.0	0.0
0°-90°	12766.9	100.0
0°-180°	12766.9	100.0



REPORT NUMBER: P867894

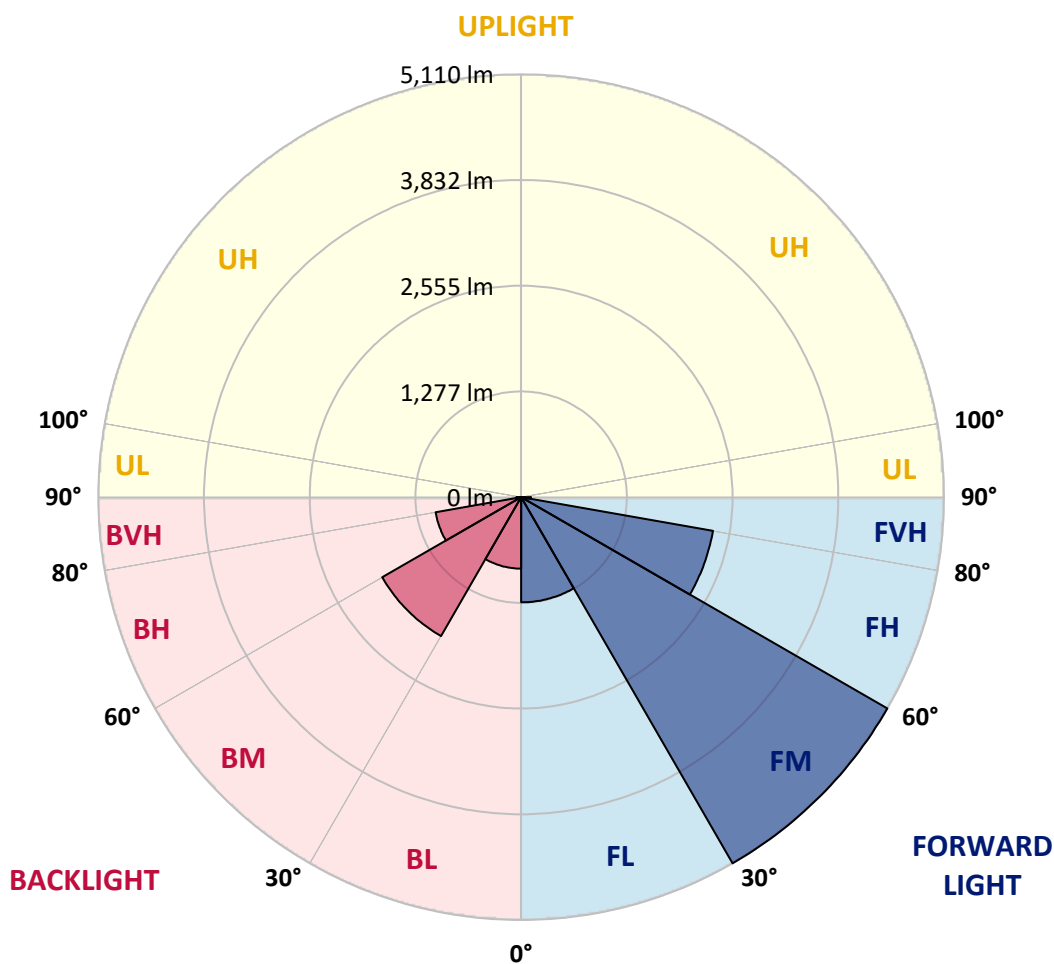
CATALOG NUMBER: MEM2-HSN-SA-120-727-U-T2R

LUMINAIRE CLASSIFICATION SYSTEM LUMEN TABLE AND BUG RATING:

Zone	Lumens	% Fixture	Zone Rating/Lumen Limit		
			B	U	G
FL (0°-30°)	1271.7	10.0			
FM (30°-60°)	5109.7	40.0			
FH (60°-80°)	2353.8	18.4			G2/5000
FVH (80°-90°)	119.6	0.9			G2/225
BL (0°-30°)	864.1	6.8	B2/1000		
BM (30°-60°)	1938.9	15.2	B2/2500		
BH (60°-80°)	1050.1	8.2	B3/2500		G3/2500
BVH (80°-90°)	58.9	0.5			G1/100
UL (90°-100°)	0.0	0.0		U0/0	
UH (100°-180°)	0.0	0.0		U0/0	

BUG Rating: B3-U0-G3

Type II Medium





REPORT NUMBER: P867894

CATALOG NUMBER: MEM2-HSN-SA-120-727-U-T2R

CANDELA DISTRIBUTION (FULL):

	0°	5°	15°	25°	35°	45°	55°	65°	75°	81°	85°
0°	1802.5	1802.5	1802.5	1802.5	1802.5	1802.5	1802.5	1802.5	1802.5	1802.5	1802.5
2.5°	1865.7	1863.2	1863.2	1843.0	1843.0	1837.9	1840.4	1825.2	1817.6	1815.1	1812.6
5°	1999.9	1999.9	1984.7	1972.1	1946.8	1924.0	1903.7	1873.3	1850.6	1840.4	1832.8
7.5°	2202.4	2187.2	2182.2	2144.2	2091.0	2045.5	2005.0	1939.2	1896.1	1880.9	1870.8
10°	2450.5	2430.3	2392.3	2349.3	2280.9	2212.6	2131.6	2042.9	1972.1	1941.7	1929.0
12.5°	2706.2	2678.4	2625.2	2584.7	2496.1	2392.3	2278.4	2156.9	2058.1	2015.1	1992.3
15°	2987.2	2972.0	2908.7	2827.7	2723.9	2577.1	2435.3	2286.0	2159.4	2098.6	2060.7
17.5°	3291.0	3268.2	3199.9	3101.1	2954.3	2779.6	2615.1	2422.7	2275.9	2197.4	2154.3
20°	3589.7	3584.7	3483.4	3389.7	3217.6	2999.9	2787.2	2584.7	2399.9	2308.8	2253.1
22.5°	3923.9	3891.0	3802.4	3670.7	3465.7	3265.7	3015.1	2751.8	2534.1	2427.7	2364.5
25°	4270.7	4268.2	4159.3	3997.3	3756.8	3503.6	3232.8	2941.6	2693.6	2564.4	2480.9
27.5°	4701.1	4668.2	4528.9	4344.1	4065.6	3774.5	3460.6	3139.1	2845.4	2691.0	2589.8
30°	5078.3	5068.1	4911.2	4703.6	4392.2	4045.4	3706.2	3361.9	3025.2	2842.9	2731.5
32.5°	5384.6	5371.9	5237.7	5030.2	4696.0	4336.5	3946.7	3572.0	3204.9	3007.5	2860.6
35°	5640.3	5620.0	5480.8	5273.2	4984.6	4620.1	4204.9	3792.2	3402.4	3161.9	3022.7
37.5°	5741.5	5723.8	5609.9	5437.7	5171.9	4837.8	4437.8	4035.3	3599.8	3336.6	3179.6
40°	5703.6	5693.4	5612.4	5493.4	5290.9	5012.4	4660.6	4288.4	3822.6	3521.4	3334.0
42.5°	5523.8	5523.8	5473.2	5412.4	5311.2	5111.2	4858.0	4531.4	4037.8	3706.2	3480.9
45°	5270.7	5260.5	5242.8	5220.0	5204.8	5128.9	4987.1	4741.6	4275.8	3908.7	3658.1
47.5°	4934.0	4941.6	4928.9	4939.0	5002.3	5050.4	5042.8	4936.5	4518.8	4131.5	3832.7
50°	4404.9	4440.3	4480.8	4599.8	4728.9	4863.1	4987.1	5075.7	4804.9	4384.6	4035.3
52.5°	3749.2	3764.4	3873.2	4154.3	4430.2	4607.4	4842.8	5139.0	5058.0	4647.9	4273.2
55°	2941.6	2969.5	3134.0	3531.5	4022.6	4361.8	4637.8	5111.2	5316.2	4949.2	4551.7
57.5°	2108.8	2126.5	2389.8	2799.9	3440.4	4010.0	4404.9	4999.8	5523.8	5290.9	4837.8
60°	1498.7	1531.6	1701.2	2101.2	2716.3	3523.9	4192.2	4837.8	5716.2	5625.1	5212.4
62.5°	1106.3	1124.0	1243.0	1534.1	2040.4	2860.6	3916.3	4718.8	5842.8	5984.6	5587.1
65°	832.9	840.5	921.5	1121.5	1526.5	2108.8	3480.9	4696.0	5913.7	6290.9	5918.7
67.5°	655.7	668.3	719.0	855.7	1136.7	1534.1	2835.3	4680.8	5888.4	6414.9	6093.4
70°	551.9	554.4	592.4	668.3	850.6	1103.7	2118.9	4453.0	5746.6	6197.2	5931.4
72.5°	478.5	478.5	496.2	556.9	683.5	835.4	1443.0	3908.7	5387.1	5536.5	5369.4
75°	387.3	384.8	415.2	473.4	549.3	643.0	969.6	2959.4	4632.7	4556.8	4420.1
77.5°	336.7	334.2	359.5	410.1	453.1	513.9	663.3	1921.4	3645.4	3417.6	3331.5
80°	288.6	281.0	301.3	349.4	372.1	400.0	458.2	1118.9	2382.2	2240.4	2136.6
82.5°	217.7	200.0	194.9	235.4	250.6	232.9	232.9	392.4	865.8	873.4	807.6
85°	17.7	20.3	25.3	30.4	43.0	48.1	50.6	83.5	129.1	124.0	126.6
87.5°	2.5	2.5	2.5	5.1	5.1	7.6	7.6	7.6	10.1	10.1	10.1
90°	0.0	0.0	0.0	0.0	0.0	0.0	0.0	0.0	0.0	0.0	0.0



REPORT NUMBER: P867894
 CATALOG NUMBER: MEM2-HSN-SA-120-727-U-T2R

CANDELA DISTRIBUTION (continued):

	90°	95°	105°	115°	125°	135°	145°	155°	165°	175°	180°
0°	1802.5	1802.5	1802.5	1802.5	1802.5	1802.5	1802.5	1802.5	1802.5	1802.5	1802.5
2.5°	1810.0	1805.0	1799.9	1799.9	1799.9	1794.9	1792.3	1792.3	1789.8	1782.2	1779.7
5°	1827.8	1820.2	1812.6	1812.6	1812.6	1810.0	1807.5	1810.0	1807.5	1799.9	1797.4
7.5°	1863.2	1853.1	1843.0	1843.0	1848.0	1845.5	1845.5	1848.0	1845.5	1837.9	1835.4
10°	1913.8	1898.7	1893.6	1893.6	1898.7	1896.1	1893.6	1893.6	1891.1	1878.4	1883.5
12.5°	1969.5	1954.3	1949.3	1951.8	1949.3	1944.2	1946.8	1939.2	1936.6	1916.4	1913.8
15°	2040.4	2022.7	2012.6	2015.1	2007.5	1997.4	1987.3	1982.2	1972.1	1954.3	1949.3
17.5°	2121.4	2093.6	2080.9	2080.9	2065.7	2045.5	2030.3	2015.1	1999.9	1979.7	1974.6
20°	2199.9	2174.6	2154.3	2149.3	2118.9	2086.0	2058.1	2032.8	2015.1	1992.3	1987.3
22.5°	2298.6	2263.2	2235.3	2212.6	2167.0	2113.8	2070.8	2035.4	2010.0	1984.7	1977.1
25°	2402.4	2351.8	2306.2	2263.2	2199.9	2124.0	2063.2	2012.6	1979.7	1951.8	1946.8
27.5°	2506.2	2440.4	2374.6	2306.2	2210.0	2111.3	2025.2	1964.5	1921.4	1886.0	1880.9
30°	2617.6	2536.6	2432.8	2334.1	2207.5	2078.4	1969.5	1883.5	1832.8	1792.3	1787.3
32.5°	2731.5	2630.3	2488.5	2354.3	2194.8	2030.3	1888.5	1797.4	1734.1	1688.5	1675.9
35°	2858.1	2734.1	2539.1	2361.9	2159.4	1959.4	1802.5	1688.5	1615.1	1569.6	1559.4
37.5°	2987.2	2830.3	2572.0	2356.9	2108.8	1875.9	1691.1	1574.6	1488.5	1425.3	1415.1
40°	3118.9	2918.9	2592.3	2331.5	2037.9	1772.1	1587.3	1445.5	1321.5	1263.2	1235.4
42.5°	3240.4	2999.9	2602.4	2296.1	1959.4	1663.2	1450.6	1265.8	1149.3	1086.0	1098.7
45°	3366.9	3075.8	2605.0	2253.1	1855.6	1524.0	1278.4	1106.3	989.8	941.7	936.7
47.5°	3475.8	3139.1	2599.9	2192.3	1739.2	1364.5	1098.7	934.1	848.1	802.5	797.4
50°	3620.1	3210.0	2592.3	2121.4	1587.3	1182.2	931.6	797.4	719.0	683.5	681.0
52.5°	3764.4	3288.5	2587.2	2022.7	1427.8	1010.1	779.7	673.4	620.2	602.5	597.4
55°	3954.3	3384.7	2589.8	1908.8	1245.5	832.9	660.7	587.3	559.5	551.9	551.9
57.5°	4172.0	3508.7	2605.0	1782.2	1055.7	688.6	574.7	541.7	539.2	544.3	546.8
60°	4435.3	3673.3	2635.3	1650.6	881.0	582.3	524.0	521.5	529.1	546.8	551.9
62.5°	4731.4	3853.0	2673.3	1478.4	713.9	511.4	496.2	506.3	516.4	536.7	539.2
65°	4992.2	4055.5	2696.1	1313.9	597.4	470.9	478.5	483.5	508.8	536.7	536.7
67.5°	5149.1	4202.3	2610.0	1106.3	498.7	435.4	450.6	465.8	493.6	519.0	524.0
70°	5096.0	4154.3	2316.4	858.2	422.8	402.5	420.2	443.0	470.9	501.2	516.4
72.5°	4726.4	3812.5	1880.9	625.3	367.1	372.1	394.9	425.3	450.6	483.5	503.8
75°	3951.7	3182.1	1356.9	450.6	321.5	341.8	377.2	402.5	420.2	427.8	430.4
77.5°	2999.9	2339.1	924.0	336.7	278.5	306.3	344.3	372.1	377.2	382.3	387.3
80°	1959.4	1488.5	521.5	235.4	212.6	250.6	281.0	311.4	301.3	316.4	321.5
82.5°	827.8	650.6	238.0	116.5	98.7	106.3	113.9	101.3	93.7	93.7	81.0
85°	108.9	83.5	35.4	15.2	12.7	7.6	7.6	7.6	5.1	5.1	5.1
87.5°	10.1	10.1	7.6	7.6	5.1	5.1	2.5	5.1	2.5	2.5	2.5
90°	0.0	0.0	0.0	0.0	0.0	0.0	0.0	0.0	0.0	0.0	0.0

LM-79-2019: Approved Method: Electrical and Photometric Measurements of Solid-State Lighting Products

Report Prepared for

Cooper Lighting Solutions

Streetworks

Report Number: SP1-2407-157-3

Test Date: 08/07/2024

Luminaire Tested: MEM2-HTN-SA-40-727-U-5WQ-2

Data in this report applies to families of products including MEM2-HTN-SA-40-727-U-5WQ-2

Test Information

Test Method: LM-79-2019
 Report Number: SP1-2407-157-3
 Test Lab: COOPER LIGHTING SOLUTIONS
 Photometer: SP1 - 76IN SPHERE
 Measurement Geometry: 4π
 Issue Date: 08/20/2024
 Manufacturer: COOPER LIGHTING SOLUTIONS
 Product Line: Streetworks
 Catalog Number: **MEM2-HTN-SA-40-727-U-5WQ-2**
 Description: Epic Modern Light Square 40W 5WQ Optic and Flare Trim

Spectral Parameters

CCT (K): 2747
 CIE u': 0.2606
 CIE v': 0.5257
 Duv: -0.0005
 CIE x: 0.4552
 CIE y: 0.4082
 CIE z: 0.1366
 Peak Wavelength (nm): 597
 Dominant Wavelength (nm): 584
 Purity: 59.16856
 Rf: 75.5
 Rg: 93.6

CRI (Ra):	71.7		
R1:	68.1	R9:	-35.3
R2:	83.9	R10:	64.2
R3:	94.7	R11:	61.7
R4:	66.3	R12:	53.9
R5:	67.4	R13:	71.2
R6:	78.7	R14:	97.6
R7:	75.0	R15:	59.3
R8:	39.4		



Test Conditions

Stabilization Time: 22M
 Operation Time: 1H 22M
 Sphere Temperature (°C): 24.2

REPORT NUMBER: SP1-2407-157-3

Measurement and Test Equipment			
Instrument	Identification Number	Calibration Date	Calibration Due Date
Photometer	IN0058	6/18/2024	12/18/2024
Power Meter	INXT2011004	2/8/2024	2/8/2025
AC Power Source	IN0063	10/24/2023	10/24/2024
DC Power Source	IN0208	10/24/2023	10/24/2024
Sphere Thermometer	IN0085	10/24/2023	10/24/2024
Room Thermometer	IN0046	10/24/2023	10/24/2024

REPORT NUMBER: SP1-2407-157-3

CIE 1931 Chromaticity Diagram



CIE 1931 Chromaticity Diagram with 2017 ANSI 7-Step and 4-Step Quadrangles



CCT = 2747K
 CIE x = 0.4552
 CIE y = 0.4082
 Duv = -0.0005

Point lies inside the ANSI 2700K 4-step quadrangle

REPORT NUMBER: SP1-2407-157-3

Photopic Flux vs. Wavelength



Photopic Lumens: NR

λ (nm)	Power W [^] /nm	Lumens (φ/nm)	λ (nm)	Power W [^] /nm	Lumens (φ/nm)	λ (nm)	Power W [^] /nm	Lumens (φ/nm)	λ (nm)	Power W [^] /nm	Lumens (φ/nm)	λ (nm)	Power W [^] /nm	Lumens (φ/nm)
360	0	NR	490	103	NR	620	846	NR	750	20	NR	880	0	NR
365	0	NR	495	130	NR	625	784	NR	755	17	NR	885	1	NR
370	0	NR	500	171	NR	630	720	NR	760	15	NR	890	0	NR
375	0	NR	505	221	NR	635	652	NR	765	13	NR	895	0	NR
380	0	NR	510	268	NR	640	587	NR	770	11	NR	900	0	NR
385	0	NR	515	313	NR	645	521	NR	775	9	NR	905	0	NR
390	0	NR	520	350	NR	650	461	NR	780	8	NR	910	0	NR
395	0	NR	525	381	NR	655	406	NR	785	7	NR	915	0	NR
400	0	NR	530	407	NR	660	353	NR	790	6	NR	920	0	NR
405	2	NR	535	435	NR	665	307	NR	795	5	NR	925	0	NR
410	4	NR	540	462	NR	670	264	NR	800	4	NR	930	0	NR
415	9	NR	545	496	NR	675	227	NR	805	4	NR	935	0	NR
420	20	NR	550	534	NR	680	196	NR	810	3	NR	940	0	NR
425	38	NR	555	582	NR	685	167	NR	815	3	NR	945	0	NR
430	69	NR	560	638	NR	690	144	NR	820	2	NR	950	0	NR
435	120	NR	565	700	NR	695	122	NR	825	2	NR	955	0	NR
440	193	NR	570	767	NR	700	103	NR	830	2	NR	960	0	NR
445	316	NR	575	836	NR	705	88	NR	835	2	NR	965	0	NR
450	469	NR	580	898	NR	710	74	NR	840	1	NR	970	0	NR
455	431	NR	585	947	NR	715	63	NR	845	1	NR	975	0	NR
460	264	NR	590	982	NR	720	54	NR	850	1	NR	980	0	NR
465	197	NR	595	997	NR	725	46	NR	855	1	NR	985	0	NR
470	155	NR	600	997	NR	730	39	NR	860	1	NR	990	0	NR
475	108	NR	605	978	NR	735	33	NR	865	1	NR	995	0	NR
480	90	NR	610	947	NR	740	28	NR	870	1	NR	1000	0	NR
485	92	NR	615	900	NR	745	24	NR	875	1	NR			

REPORT NUMBER: SP1-2407-157-3

Scotopic Flux vs. Wavelength



Scotopic Lumens: NR

S/P: 1.13

λ (nm)	Power W [^] /nm	Lumens (φ/nm)	λ (nm)	Power W [^] /nm	Lumens (φ/nm)	λ (nm)	Power W [^] /nm	Lumens (φ/nm)	λ (nm)	Power W [^] /nm	Lumens (φ/nm)	λ (nm)	Power W [^] /nm	Lumens (φ/nm)
360	0	NR	490	103	NR	620	846	NR	750	20	NR	880	0	NR
365	0	NR	495	130	NR	625	784	NR	755	17	NR	885	1	NR
370	0	NR	500	171	NR	630	720	NR	760	15	NR	890	0	NR
375	0	NR	505	221	NR	635	652	NR	765	13	NR	895	0	NR
380	0	NR	510	268	NR	640	587	NR	770	11	NR	900	0	NR
385	0	NR	515	313	NR	645	521	NR	775	9	NR	905	0	NR
390	0	NR	520	350	NR	650	461	NR	780	8	NR	910	0	NR
395	0	NR	525	381	NR	655	406	NR	785	7	NR	915	0	NR
400	0	NR	530	407	NR	660	353	NR	790	6	NR	920	0	NR
405	2	NR	535	435	NR	665	307	NR	795	5	NR	925	0	NR
410	4	NR	540	462	NR	670	264	NR	800	4	NR	930	0	NR
415	9	NR	545	496	NR	675	227	NR	805	4	NR	935	0	NR
420	20	NR	550	534	NR	680	196	NR	810	3	NR	940	0	NR
425	38	NR	555	582	NR	685	167	NR	815	3	NR	945	0	NR
430	69	NR	560	638	NR	690	144	NR	820	2	NR	950	0	NR
435	120	NR	565	700	NR	695	122	NR	825	2	NR	955	0	NR
440	193	NR	570	767	NR	700	103	NR	830	2	NR	960	0	NR
445	316	NR	575	836	NR	705	88	NR	835	2	NR	965	0	NR
450	469	NR	580	898	NR	710	74	NR	840	1	NR	970	0	NR
455	431	NR	585	947	NR	715	63	NR	845	1	NR	975	0	NR
460	264	NR	590	982	NR	720	54	NR	850	1	NR	980	0	NR
465	197	NR	595	997	NR	725	46	NR	855	1	NR	985	0	NR
470	155	NR	600	997	NR	730	39	NR	860	1	NR	990	0	NR
475	108	NR	605	978	NR	735	33	NR	865	1	NR	995	0	NR
480	90	NR	610	947	NR	740	28	NR	870	1	NR	1000	0	NR
485	92	NR	615	900	NR	745	24	NR	875	1	NR			

REPORT NUMBER: SP1-2407-157-3

Melanopic Flux vs. Wavelength



Melanopic Lumens: NR M/P: 2.04

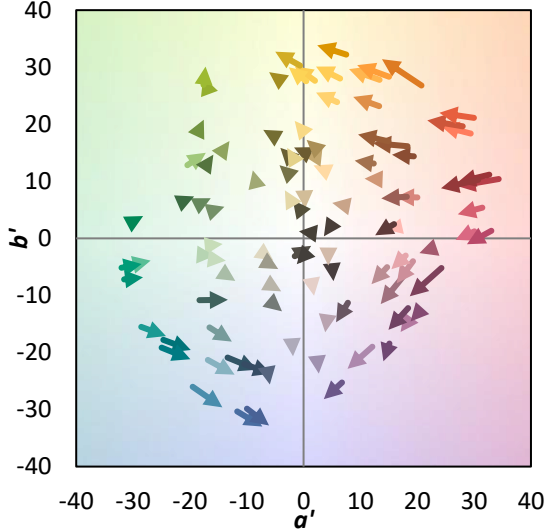
λ (nm)	Power W [^] /nm	Lumens (φ/nm)	λ (nm)	Power W [^] /nm	Lumens (φ/nm)	λ (nm)	Power W [^] /nm	Lumens (φ/nm)	λ (nm)	Power W [^] /nm	Lumens (φ/nm)	λ (nm)	Power W [^] /nm	Lumens (φ/nm)
360	0	NR	490	103	NR	620	846	NR	750	20	NR	880	0	NR
365	0	NR	495	130	NR	625	784	NR	755	17	NR	885	1	NR
370	0	NR	500	171	NR	630	720	NR	760	15	NR	890	0	NR
375	0	NR	505	221	NR	635	652	NR	765	13	NR	895	0	NR
380	0	NR	510	268	NR	640	587	NR	770	11	NR	900	0	NR
385	0	NR	515	313	NR	645	521	NR	775	9	NR	905	0	NR
390	0	NR	520	350	NR	650	461	NR	780	8	NR	910	0	NR
395	0	NR	525	381	NR	655	406	NR	785	7	NR	915	0	NR
400	0	NR	530	407	NR	660	353	NR	790	6	NR	920	0	NR
405	2	NR	535	435	NR	665	307	NR	795	5	NR	925	0	NR
410	4	NR	540	462	NR	670	264	NR	800	4	NR	930	0	NR
415	9	NR	545	496	NR	675	227	NR	805	4	NR	935	0	NR
420	20	NR	550	534	NR	680	196	NR	810	3	NR	940	0	NR
425	38	NR	555	582	NR	685	167	NR	815	3	NR	945	0	NR
430	69	NR	560	638	NR	690	144	NR	820	2	NR	950	0	NR
435	120	NR	565	700	NR	695	122	NR	825	2	NR	955	0	NR
440	193	NR	570	767	NR	700	103	NR	830	2	NR	960	0	NR
445	316	NR	575	836	NR	705	88	NR	835	2	NR	965	0	NR
450	469	NR	580	898	NR	710	74	NR	840	1	NR	970	0	NR
455	431	NR	585	947	NR	715	63	NR	845	1	NR	975	0	NR
460	264	NR	590	982	NR	720	54	NR	850	1	NR	980	0	NR
465	197	NR	595	997	NR	725	46	NR	855	1	NR	985	0	NR
470	155	NR	600	997	NR	730	39	NR	860	1	NR	990	0	NR
475	108	NR	605	978	NR	735	33	NR	865	1	NR	995	0	NR
480	90	NR	610	947	NR	740	28	NR	870	1	NR	1000	0	NR
485	92	NR	615	900	NR	745	24	NR	875	1	NR			

Summary

$R_f = 75.5$
 $R_g = 93.6$
 $CIE R_a = 71.7$
 $R_g = -35.3$



Color Vector Graphics

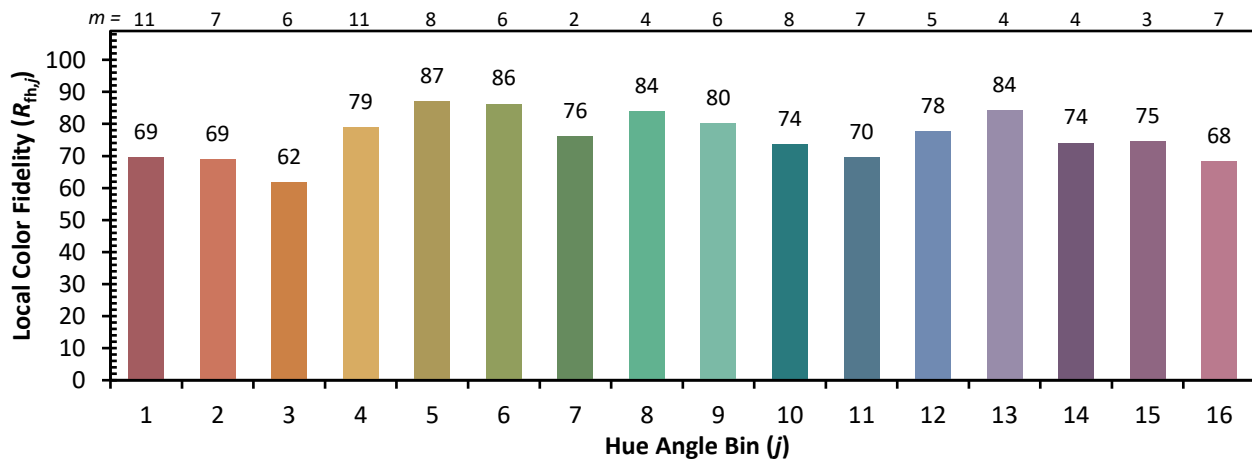
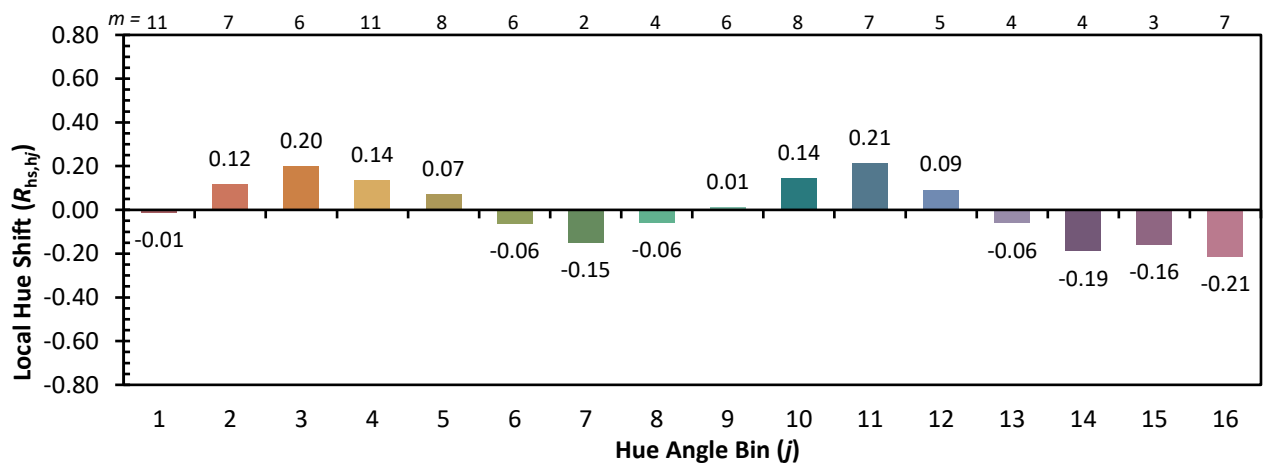
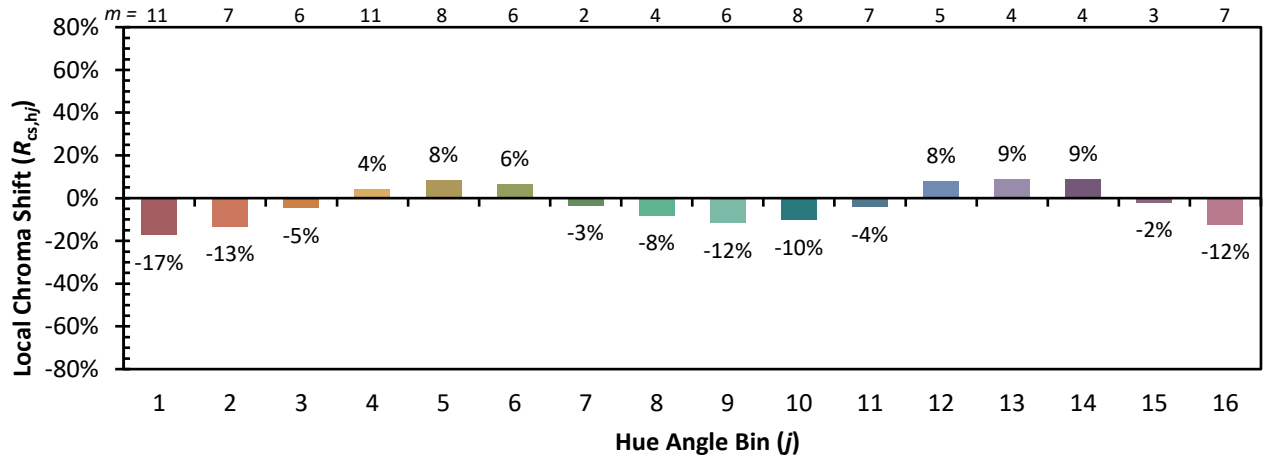


Individual Sample Fidelity Index ($R_{f,i}$)

CES01 = 86	CES26 = 68	CES51 = 87	CES76 = 63
CES02 = 63	CES27 = 90	CES52 = 85	CES77 = 79
CES03 = 31	CES28 = 87	CES53 = 78	CES78 = 66
CES04 = 71	CES29 = 71	CES54 = 86	CES79 = 87
CES05 = 50	CES30 = 85	CES55 = 84	CES80 = 85
CES06 = 52	CES31 = 74	CES56 = 75	CES81 = 67
CES07 = 42	CES32 = 66	CES57 = 75	CES82 = 93
CES08 = 41	CES33 = 80	CES58 = 76	CES83 = 91
CES09 = 29	CES34 = 79	CES59 = 85	CES84 = 89
CES10 = 77	CES35 = 89	CES60 = 90	CES85 = 72
CES11 = 60	CES36 = 93	CES61 = 81	CES86 = 59
CES12 = 66	CES37 = 88	CES62 = 91	CES87 = 77
CES13 = 43	CES38 = 93	CES63 = 77	CES88 = 79
CES14 = 74	CES39 = 97	CES64 = 67	CES89 = 65
CES15 = 72	CES40 = 93	CES65 = 66	CES90 = 80
CES16 = 48	CES41 = 93	CES66 = 63	CES91 = 80
CES17 = 51	CES42 = 89	CES67 = 61	CES92 = 55
CES18 = 57	CES43 = 78	CES68 = 68	CES93 = 72
CES19 = 73	CES44 = 99	CES69 = 78	CES94 = 48
CES20 = 67	CES45 = 85	CES70 = 63	CES95 = 66
CES21 = 88	CES46 = 81	CES71 = 61	CES96 = 76
CES22 = 80	CES47 = 86	CES72 = 86	CES97 = 81
CES23 = 92	CES48 = 74	CES73 = 56	CES98 = 76
CES24 = 91	CES49 = 79	CES74 = 93	CES99 = 64
CES25 = 73	CES50 = 86	CES75 = 66	



Color Rendition by Hue-Angle Bin



Measure Comparisons



(END OF REPORT)